



District Report Card: 2017


State: Gujarat	District: Bharuch
Class: 3	Subject: Language
Schools: 61	Students: 1054


Participation/Coverage


Students

GENDER 	Boys		Girls	
	Number	%	Number	%
	550	52.18	504	47.82

AREA 	Rural		Urban	
	Number	%	Number	%
	945	89.66	109	10.34

CATEGORY 	SC		ST		OBC		GEN	
	Number	%	Number	%	Number	%	Number	%
	45	4.27	465	44.12	285	27.04	259	24.57

CWSN 	LD	VI	HI	S&LD	ID	Oth
	3	0	1	0	7	3

Management 	Government		Government-aided	
	Number	%	Number	%
	1001	94.97	53	5.03

Average Performance of Students in Language (%)

Overall	Gender		Area		Management		Social Group			
	Male	Female	Rural	Urban	Govt.	Aided	SC	ST	OBC	GEN
62.83	61.68	64.09	63.60	56.21	63.30	53.96	62.07	62.74	62.69	63.29

Performance on Learning Outcomes (LOs)

Learning Outcomes	Description	Average Performance(%)
L304	Reads small texts with comprehension i.e., identifies main ideas, details, sequence and draws conclusions	65.15
L312	Reads printed scripts on the classroom walls: poems, posters, charts etc.	58.20

Range of Performance of Students who Answered Correctly							
Below 30%		30% - 50%		50% - 75%		Above 75%	
Number	%	Number	%	Number	%	Number	%
148	14.04	194	18.41	318	30.17	394	37.38

Lowest Performing Learning Outcomes (LOs)

1 - Reads printed scripts on the classroom walls: poems, posters, charts etc. (58.20)

2 - Reads small texts with comprehension i.e., identifies main ideas, details, sequence and draws conclusions (65.15)